

# Planning for the *FUTURE*

2023-2024

## St. Mark High School

- ❖ Grad Requirements
- ❖ Applying to Universities in/outside of Ontario
- ❖ University Entrance Requirements
- ❖ Rounds of Offers/Entrance Scholarships
- ❖ Applying to Ontario Colleges
- ❖ Algonquin College Programs
- ❖ Apprenticeships & Skilled Trades
- ❖ Financial Aid/OSAP
- ❖ Websites/Reminders



# Graduation Requirements

- 30 credits needed to obtain OSSD
- 18 are compulsory courses
- 12 electives
- 40 hours of community service
- Pass the Literacy requirement (test or course)



Information on the above can be  
found in the student's  
**myBlueprint** account

# To Find Out If You Have All Graduation Requirements

- Go into myblueprint from the student portal
- Go into the High School Planner
- Go to the Graduation Indicator (on right side)
- Click on “View Progress”
- Here students can see compulsory credits planned and earned
- On the bottom students can see Additional Requirements (Community Service/Literacy)

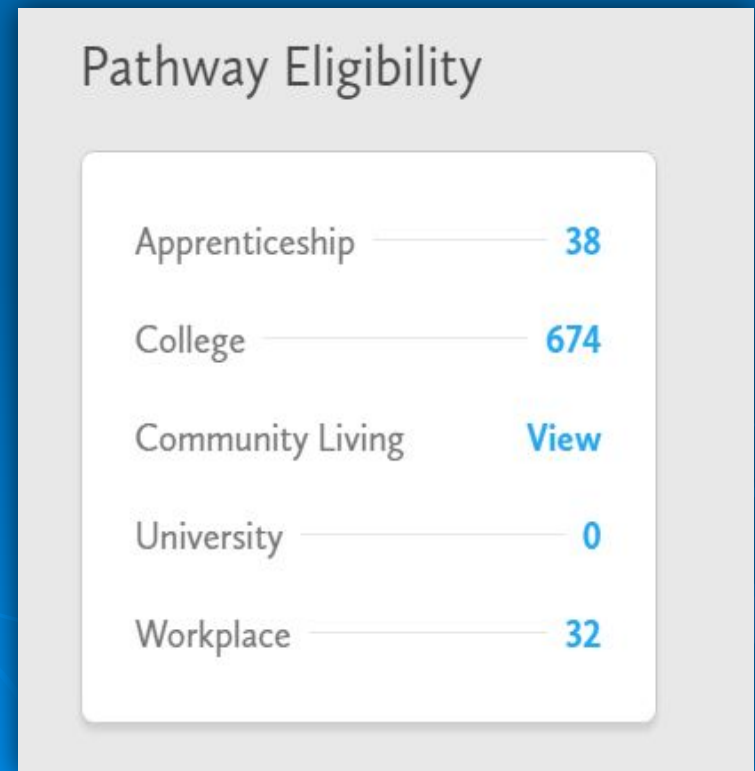
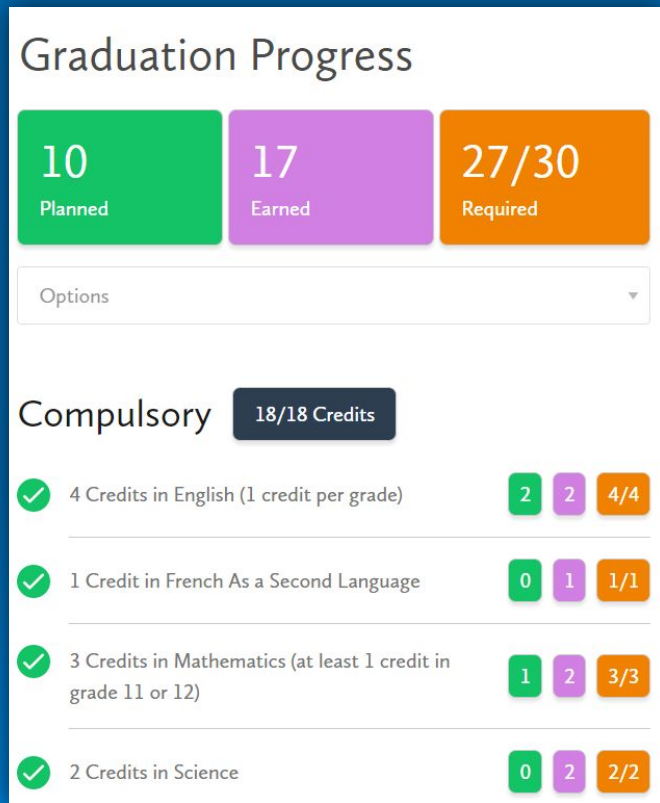


*A green circle with a checkmark indicates the requirement is planned/earned*

*A shaded gray circle with a checkmark indicates the requirement is needed*

*Please see your counsellor if a requirement is missing  
We can discuss during individual meetings*

# ➤ Students Can Check Out Graduation Progress and Pathway Eligibility Based on The Courses They Have Chosen



# Community Service Hours



## Provide tutoring and mentorship supports through

- Virtual or in-person tutoring to help students with reading, communication and/or other skills
- Teaching music or dance lessons
- Assisting siblings and/or younger students with online/in-person learning and schoolwork

## Connect with and support seniors by

- Conversing with seniors virtually, for example, acting as technology mentors or providing a regular check-in
- Playing cards or board games with seniors to keep them company
- Delivering groceries to elderly/immunocompromised neighbours

## Supports families, neighbourhoods and community initiatives

- Supporting a family by walking a younger child to and from school
- Participating in donation pick-ups for not-for-profit organizations
- Coordinating a donation event with a local organization such as a shelter
- Facilitating discussions with newcomer youth or families to help them learn about their new community
- Shoveling snow/raking leaves and/or performing yard work for a family or neighbour's family due to extenuating circumstances
- Taking part in a neighbourhood litter-pick-up

# Community Service Hours Cont.



- Students aged 14 and older can count up to a maximum of 10 hours from paid employment. A [reflection exercise](#) must be completed indicating how their work contributed to the service of others
  
- Did you know that you have the power to be a real living hero? Young adults between 17-35 are needed to join the Canadian Stem Cell Registry. You also give hope to the 800 people in Canada waiting for their match to survive. By participating, you can count up to 10 hours for Community Service. By completing steps 1-5, you will receive 5 hours for the stem cell awareness and education portion. By completing steps 6 and 7, you will receive another 5 hours by joining the stem cell registry. Thank you for considering!

[Stem Cell Information Sheet](#)

[Stem Cell Information Steps 1-7](#)


# College vs. University


## College

- Most programs are directly career-oriented. They offer practical/hands-on training
- Have 1,2,3 and 4 year programs
- Have pre-trades & apprenticeship training, language training and skills upgrading
- Have articulation agreements with universities
- Tend to have smaller class sizes, with lower student-to-instructor ratio

## University

- Programs tend to be more research and theory focussed
- Grant degrees: undergraduate (3-4 years)
- Master's & Ph.D after undergrad
- Many offer professional programs, such as medicine, engineering, dentistry, teaching law
- Tend to have much larger classes
- Usually have a higher financial cost
- More independence needed due to higher student-to-instructor ratio  
(time management/self-motivation)





## College

- Must have 4C or U English
- Check every program's requirements carefully for other required courses or portfolios
- Programs might also require MAP4C, SBI3C, SCH4C


## University

- Most require 4U English
- Must have a total of 6 4U/4M courses (outside of Ontario this could differ)
- Check every program's requirements carefully for average requirements



# What is your area of interest ?

**Business?** (for uni requires MHF4U and often MCV4U with a min mark 70%)



**Arts?** (requires a portfolio/performance)



**Computers?** (requires senior math)




**Social Science and Humanities ?** (requires strong language ability and sometimes experience working with people)



**Health Sciences?** (requires two sciences and often 2 senior math)



**Science and Engineering?** (requires senior math sciences)



**Art/Architecture/Design?** (requires senior math, physics and you will need a portfolio)



**Law or Public Safety?** (University, college and think about Co-op and community service)



**Skilled Trades?** (Co-op and OYAP)



# Applying to Ontario Universities

[www.ouac.on.ca](http://www.ouac.on.ca)

- Ontario online applications take place from October 2023 until January 15, 2024
- Click “Apply Now” on the main screen & then “Create My Account”
- You will then need to enter basic information (Name, DOB, Email)
- You must verify your email in order to submit your application
- Email is primary means of communication for universities and OUAC
- You will then need to create a username and password
- Create a username and password that is personal and easy to remember because you will be using this to log in from now on
- Review terms and conditions and select “Create my Account”
- You will then choose the application you want to set up (Undergraduate)
- You have now created your OUAC Account. Congratulations!



# Applying to Ontario Universities Continued

Once your account is created there are 5 main sections to complete:


- Personal Details (citizenship/language, contact details, education)
- Background Information
- Choices
- Supporting Documents (no need to attach transcripts, Academic info. will show up 1-2 days after application is submitted)
- Review and Payment



# Step One: Create Your Account



### Log In

Username  (required)

[Recover your username](#)

Password (required)

[Forgot your password?](#)

Log In

### Create Account

**Notes:**

- You will use your username and password in all OUAC applications.
- Do not create more than 1 account.
- Do not use an account created by someone else.

Create My Account



1 — 2 — 3 — 4

### Basic Information

First/Given Name (required)

Ima I


Middle Name(s)

Last/Family Name (required)

Date of Birth (Format: yyyy-mm-dd) (required)

Year Choose ▾ Month Choose ▾ Day Choose ▾

Next



## Step 2

Enter your Email Address.

Email is the primary method of communication for the universities and the OUAC, so make sure you provide a valid email address.

1 — 2 — 3 — 4

### Add Your Email

Email Address (required)

Confirm Email (required)

#### Your Email Address

We will send a verification email to this email address. If you do not receive a verification email, go to your profile or Contact Details in your application to "Re-send Verification Email".

**Note:** You will not be able to submit your application until you verify your email address.

Back

Next

Return to [Log In](#)

## Step 3

Create a Username and Password.

You can log in to all OUAC applications with this username and password.

1 — 2 — 3 — 4

### Create a Username and Password

Username (required)

[View Saved Logins](#)

Password (required)

Confirm Password (required)

[Back](#) [Next](#)

[Return to Log In](#)

Your password must be between 7 and 30 characters.

Must include:

- An upper-case character
- A number
- A symbol

1 — 2 — 3 — 4

### Create a Username and Password

Username (required)

Password (required)

Confirm Password (required)

[Back](#) [Next](#)

[Return to Log In](#)



## Step 4

# Read the Terms and Conditions and OUAC Privacy Statement.

1 — 2 — 3 — 4

---

### Read the OUAC Account Terms and Conditions

By clicking "Create My Account", you accept the following terms and conditions:

1. You will create only 1 OUAC account.
  - If you forget your username, you will use the options provided to recover your original username.
  - You understand that if you create more than 1 account, the account and any associated applications may be invalid.
2. You consent to the personal information practices set out in the [OUAC Privacy Statement](#).

**Note:** Each individual application has additional terms and conditions. Please review.

I have read and agree to the OUAC Account Terms and Conditions.

[Back](#) [Create My Account](#)

---

[Return to Log In](#)

After you have created your account, you can choose which application type you want to start.

### Welcome Ima

Select the type of application you want to start.

- [Undergraduate](#)
- [Law \(OLSAS\)](#)
- [Medical \(OMSAS\)](#)
- [Rehabilitation Sciences \(ORPAS\)](#)
- [Teacher Education \(TEAS\)](#)  
This application is closed.

### Log In

Username (required)  
  
Recover your username

Password (required)  
  
Forgot your password?


Log In

### Create Account

#### Notes:

- You will use your username and password in all OUAC applications.
- Do not create more than 1 account.
- Do not use an account created by someone else.

Create My Account



Log in with the username and password you created and select the Undergraduate application type to continue.

### Welcome Ima

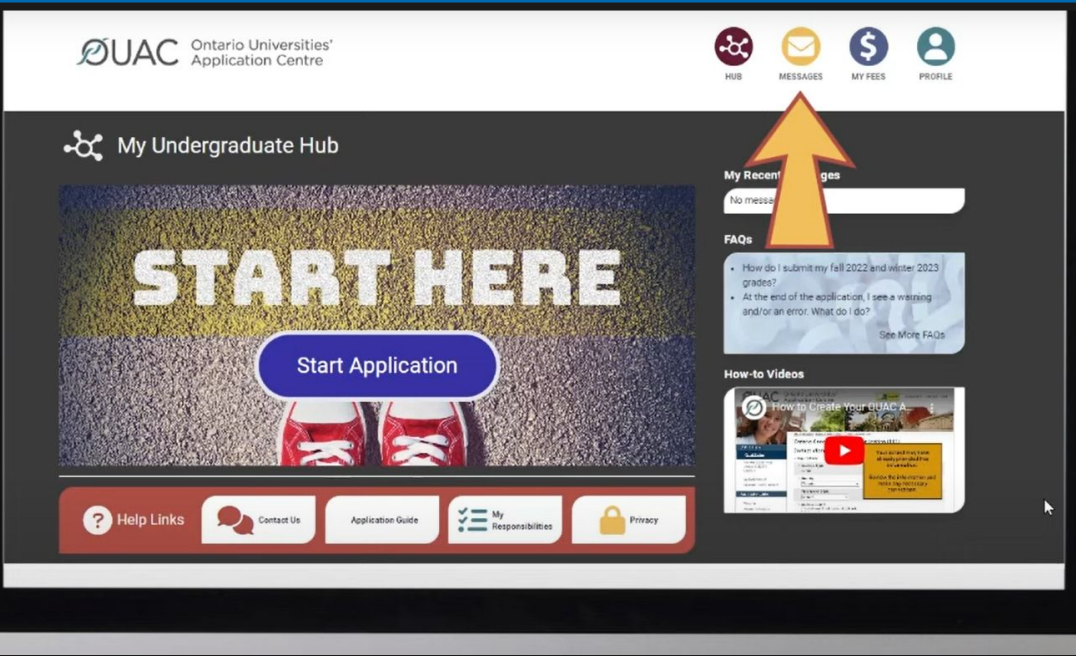
Select the type of application you want to start.


- Undergraduate
- Law (OLSAS)
- Medical (OMSAS)
- Rehabilitation Sciences (ORPAS)
- Teacher Education (TEAS) This application is closed

Log in with the username and password you created and select the Undergraduate application type to continue.

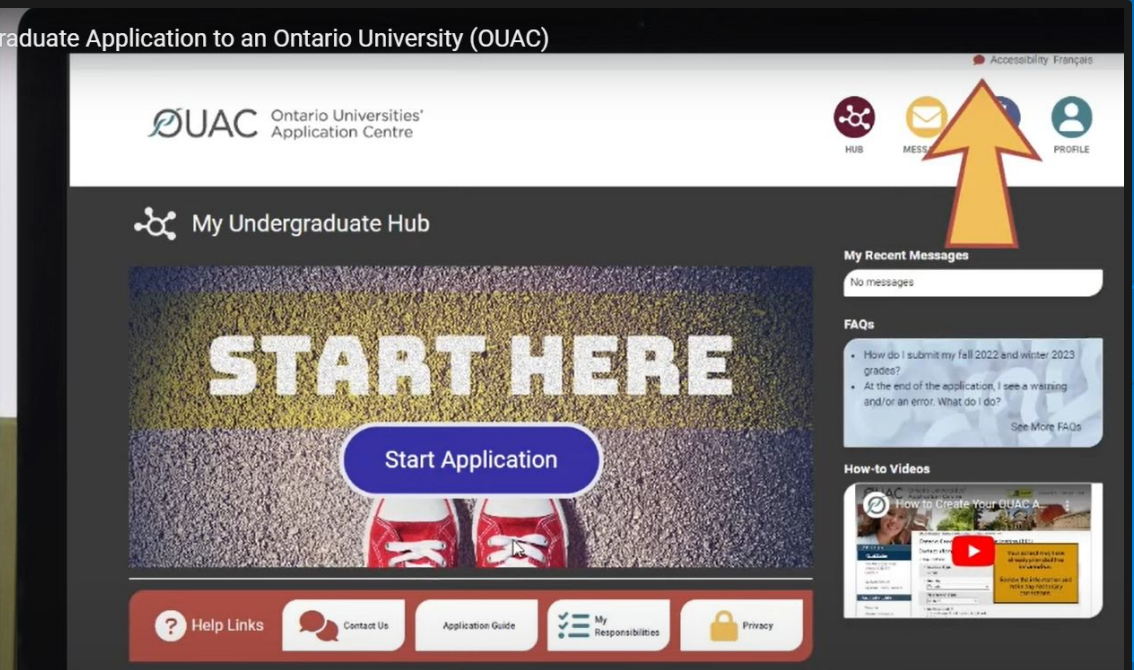


You can find emails from the OUAC in the Message Centre.



 How to Complete Your Undergraduate Application to an Ontario University (OUAC)

You can use the chat feature if you need help while completing your application.



Make sure to check the Hub regularly.

It displays a summary of your application information and status updates.

OUAC Ontario Universities' Application Centre

HUB MESSAGES MY FEES PROFILE

My Undergraduate Hub

**START HERE**

Start Application

Help Links Contact Us Application Guide My Responsibilities Privacy

**My Recent Messages**  
No messages

**FAQs**

- How do I submit my fall 2022 and winter 2023 grades?
- At the end of the application, I see a warning and/or an error. What do I do?

See More FAQs

**How-to Videos**

How to Create Your OUAC Application

From here, you can select "Start Application" to begin your Undergraduate Application.

Read the Welcome page carefully, as it contains tips to help you get started.

UNDERGRADUATE

Quick Links

Welcome

**Welcome Ima!**

Here are some helpful tips to get you started:

- Review** [Review the Undergraduate Application Guide and FAQs.](#)
- Watch** [Watch the How-to Videos for step-by-step instructions.](#)
- Check** [Check the Message Centre often for updates and reminders.](#)
- Save** **Saving Your Application Information**  
Click "NEXT" on each page to save your information and continue.  
Before you submit your application, you can log out and return to review and edit the information you have saved.

**Note:** After 20 minutes of inactivity, you will automatically be logged out of your application and your changes will not be saved.

**Privacy and Your Personal Information**

**Notice and Declaration**  
When you submit your application, you must accept the terms and conditions in these statements:  
[OUAC Privacy Statement](#)  
[Notice of Collection, Use and Disclosure of Your Personal Information Provided as Part of Your Ontario University Undergraduate Application](#)

**Application Status**

- 1 My Personal Details**  
Not started
- 2 My Background**  
Not started
- 3 My Choices**  
Not started
- 4 My Supporting Documents**  
Not started
- 5 Review and Payment**  
Not started



The application consists of 5 main sections, which are outlined in the Application Status bar.

## Personal Details

The first section is divided into 4 sub-sections.

Go through and fill in your personal information, starting with The Basics.



Add your details for Citizenship and Language.

Undergraduate > My Personal Details > Citizenship and Language

UNDERGRADUATE

Quick Links

- Welcome
- My Personal Details**
- The Basics
- Citizenship and Language

### Citizenship and Language

**Citizenship**

What is your current status in Canada? (required)

Choose

- Choose
- Canadian Citizen
- Permanent Resident (Landed Immigrant)
- Study Permit
- Diplomatic
- Convention Refugee (Protected Person)
- Visitor
- No Status
- Choose

What is your country of citizenship? (required)

Choose

Identify as a First Nation (or Non-status), Inuit or Métis

Choose

Language do you want the application to communicate with you in? (required)

English

**Application Status**

- 1 My Personal Details In progress
- 2 My Background Not started
- 3 My Choices Not started
- 4 My Supporting Documents Not started

Select the buttons to add your home and mailing address and at least 1 phone number in Contact Details.

UNDERGRADUATE

Quick Links

- Welcome
- My Personal Details**
- The Basics
- Citizenship and Language
- Applicant Diversity Census
- Contact Details**

### Contact Details

**Address**

Required

+ Add Home Address

Required

+ Add Mail Address

**Telephone**

+ Add Telephone

**Email Address**

ima\_applicant@gmail.com

Email has not been verified

**Application Status**

- 1 My Personal Details In progress
- 2 My Background Not started
- 3 My Choices Not started
- 4 My Supporting Documents Not started

You will not be able to submit your application until your email is verified.

If your email address is not verified, you can re-send your email verification.

The screenshot displays a web application interface for managing contact information. On the left, a sidebar menu includes 'Language', 'Applicant Diversity', 'Census', and 'Contact Details' (which is highlighted). The main content area is titled 'Telephone' and shows a 'Cell' number '5191234567' with edit and delete icons. Below it is an 'Add Telephone' button. The 'Email Address' section shows 'ima\_applicant@gmail.com' with a status indicator 'is not verified'. A yellow arrow points to a 'Re-send Verification Email' button next to the email address. At the bottom of the main area are 'Back' and 'Next' buttons. On the right side, a progress indicator shows steps 4 ('My Supporting Documents - Not started') and 5 ('Review and Payment - Not started'). A footer contains navigation links: 'Help Links', 'Contact Us', 'Application Guide', 'My Responsibilities', and 'Privacy'. A URL is visible at the bottom: [https://www.ouac.on.ca/apply/undergraduate/en\\_CA/profile/resent-verification-email](https://www.ouac.on.ca/apply/undergraduate/en_CA/profile/resent-verification-email)

In Education, provide information about all institutions where you have registered in 1 or more secondary or postsecondary courses.

The screenshot shows the 'Education' page in the Undergraduate application system. The breadcrumb trail at the top reads 'Undergraduate > My Background > Education'. The page is divided into three main sections: a left sidebar, a central content area, and a right sidebar.

- Left Sidebar:** Features the 'UNDERGRADUATE' logo and a 'Quick Links' menu with options: 'Welcome', 'My Personal Details', 'My Background' (selected), and 'Education'.
- Central Content Area:** Titled 'Education', it includes a 'Help' button and a paragraph: 'Provide information about all institutions where you have registered in 1 or more secondary or postsecondary courses. Institutions include, but are not limited to, regular day schools, private schools, night schools, summer schools, online schools.' Below this is a question: 'Have you attended a postsecondary institution? (required)' with radio buttons for 'Yes' and 'No'. At the bottom are 'Back' and 'Next' buttons.
- Right Sidebar:** Titled 'Application Status', it shows a progress bar with four steps: 1. My Personal Details (Complete), 2. My Background (In progress), 3. My Choices (Not started), and 4. My Supporting Documents (Not started).

# Background Information

Current Ontario high school students:

For "To Date", add the month and year you will be completing Grade 12 (e.g., June 2024).

The screenshot shows the 'Add Institution' form in the Undergraduate application system. The breadcrumb trail at the top reads 'Undergraduate > My Background > Education'. The page is divided into three main sections: a left sidebar, a central form area, and a right sidebar.

- Left Sidebar:** Features the 'UNDERGRADUATE' logo and a 'Quick Links' menu with options: 'Welcome', 'My Personal Details', 'My Background' (selected), and 'Education'.
- Central Form Area:** Contains a modal form for adding an institution. It includes a 'Canada' dropdown for 'Institution Province or Territory (required)', an 'Ontario' dropdown for 'Institution Name (required)', and a text input field containing 'Waterloo Collegiate Institute'. Below this are 'Start Date (required)' and 'To Date (required)' fields. The 'Start Date' is set to Year 2019 and Month September. The 'To Date' is set to Year 2024 and Month Choose. There are also dropdowns for 'Highest Year Level Achieved' (set to 'Choose') and 'Diploma/Degree Type' (set to 'Choose'). At the bottom are 'Cancel' and 'Add Institution' buttons.
- Right Sidebar:** Titled 'Application Status', it shows a progress bar with five steps: 1. My Personal Details (Complete), 2. My Background (In progress), 3. My Choices (Not started), 4. My Supporting Documents (Not started), and 5. Review and Payment (Not started).

## Tell Us More...

Depending on which institutions you have entered in your educational background, you may have other educational information to complete, which will show at the end of the page.

Have you already achieved your Ontario Secondary School Diploma (OSSD), or will you achieve it by the end of the current school year? (required)

Yes  
 No

Ontario Education Number (OEN) (required)

Your total number of years in an English-language school system outside of Canada (required)

If this question does not apply to you, choose "Not Applicable".

In which country?

Do you intend to write (or have you already written) an Advanced Placement exam by June of the current school year? (required)

My International Baccalaureate (IB) program type (if applicable)

Review and complete the required details. If some optional sections do not apply to you, you can leave them blank.

# OEN is needed



## How to Complete Your Undergraduate Application to an Ontario University (OUAC)

If you have finished high school:

Complete the Activities and Employment section with details of any activities you've done or jobs you've had.

**UNDERGRADUATE**

Quick Links

- Welcome
- My Personal Details
- My Background**
- Education
- Activities and Employment

### Activities and Employment

This section is required if you have finished high school. If you do not complete this section, your application assessment may be delayed.

**Activities (if applicable)**

List all activities (e.g., volunteering, hobbies, sports, travel) since you completed high school. Start with the most recent activities.

**Employment (if applicable)**

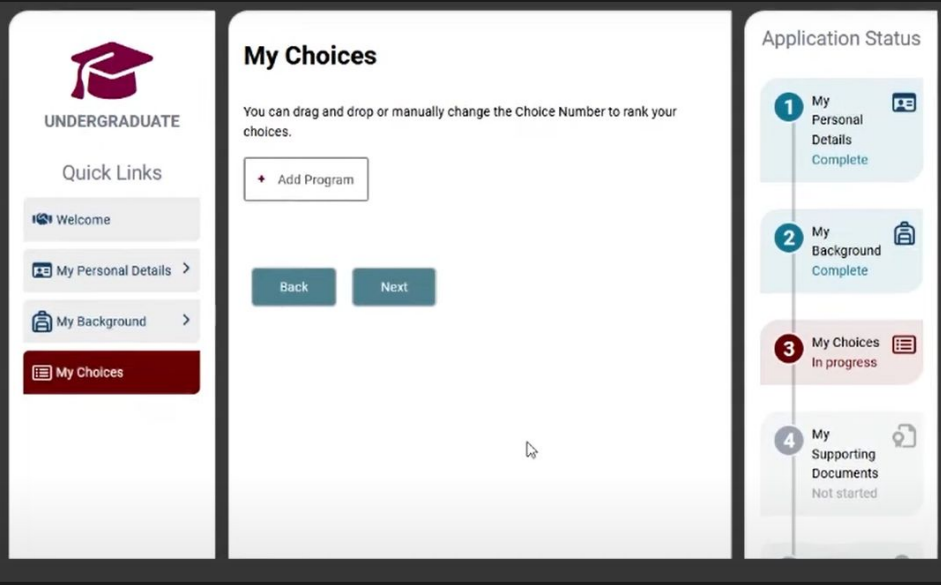
List any employment you have had since you completed high school.

- 1 My Personal Details Complete
- 2 My Background In progress
- 3 My Choices Not started
- 4 My Supporting Documents Not started
- 5 Review and Payment Not started



You are now ready to add your program choices to your application.

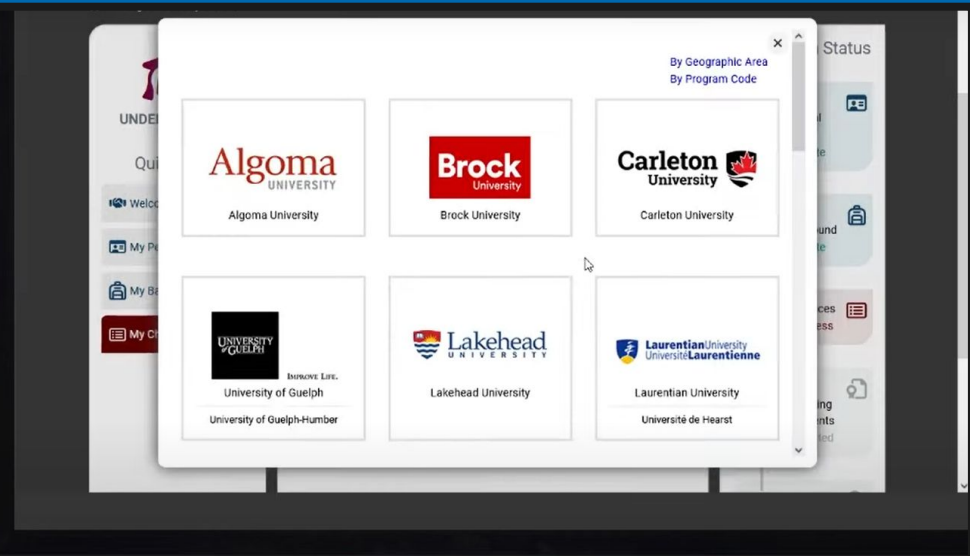
There are 5 steps to add a choice.



### Step 1

Select a university and review the specific university requirements, website links and important admission information.

# Pick Your Choices



Choose a university to view the available programs. You can also search by geographic area or program code.



## Step 3

Review the list of programs available at this university and make your choice.

The screenshot shows the Carleton University website with a 'Select a Program' dialog box open. The dialog box is titled 'Carleton University' and 'Select a Program'. It lists two main categories of programs: 'Azrieli School of Architecture and Urbanism - B. Architectural Studies (BAS)' and 'Faculty of Arts and Social Sciences/Faculty of Public Affairs - (BA) (BCogSc) (BCoMS) (BEcon) (BGrS)'. Each category has a table of program titles and codes.

Program Title	Program Code
<b>Azrieli School of Architecture and Urbanism - B. Architectural Studies (BAS)</b>	
B. Architectural Studies: Conservation & Sustainability	CRC
B. Architectural Studies: Design	CR
B. Architectural Studies: Urbanism	CRU
<b>Faculty of Arts and Social Sciences/Faculty of Public Affairs - (BA) (BCogSc) (BCoMS) (BEcon) (BGrS)</b>	
Program Title	Program Code
B. Arts Honours - All subjects available	CH
B. Arts (Non-Honours) - only some subjects available	CA
B. Cognitive Science Honours	CGS
B. Cognitive Science (Non-Honours)	CGG
B. Communication & Media Studies Honours	CCR

## Step 5

Complete the program details.

The screenshot shows the Carleton University website with a 'Program Details' dialog box open. The dialog box is titled 'Program Details' and contains the following information:

- Admission Requirements
- Visit Carleton University
- Program Details**
- Institution: Carleton University
- Program Code: CC
- Program Title: B. Commerce
- Expected Date of Enrollment (required): Choose a Date
- Expected Course Enrollment (required): Choose
- Co-op: Only permitted when Subject of Major Interest selected is co-op only or has co-op option
- Yes
- No

**Notes:**  
Select a  
"Subject of  
Major Interest"  
if one is  
available for  
the program  
you are  
applying to.

Undergraduate My Choices

Choose

- Accounting (co-op optional)
- Business Analytics (co-op optional)
- Commerce (no concentration) (co-op optional)
- Entrepreneurship (co-op optional)
- Finance (co-op optional)
- Information Systems (co-op optional)
- International Business (co-op optional)
- Management (co-op optional)
- Marketing (co-op optional)
- Supply Chain Management (co-op optional)

Choose

Year Level (required)

Choose

Back Save Program

Your program  
choice will now  
appear on your  
Choices page.

From here, you  
can add a new  
program, delete a  
program or edit  
the program  
details.

UNDERGRADUATE

Quick Links

- Welcome
- My Personal Details >
- My Background >
- My Choices

**My Choices**

You can drag and drop or manually change the Choice Number to rank your choices.

+ Add Program

Choice Number 01

**Carleton University - B. Commerce**

Program Code: CC  
Expected Date: 2024 Winter  
of Enrollment: (January)  
Expected Course: Full-Time  
Enrollment: Full-Time  
Co-op: Yes  
Subject of Major Interest: International Business (co-op optional)  
Year Level: First Year

Application Status

- 1 My Personal Details Complete
- 2 My Background Complete
- 3 My Choices In progress
- 4 My Supporting Documents Not started

On this page, you must also rank your choices in order of preference.

**UNDERGRADUATE**

Quick Links

- Welcome
- My Personal Details >
- My Background >
- My Choices**

**My Choices**

You can drag and drop or manually change the Choice Number to rank your choices.

+ Add Program

Choice Number	01	02
<b>Carleton University - B. Commerce</b>		
Program Code: CC		
Expected Date of Enrollment: 2024 Winter (January)		
Expected Course: Full-Time		
Enrollment: Full-Time		
Co-op: Yes		
Subject of Major Interest: International Business (co-op optional)		
Year Level: First Year		

Choice Number	02
<b>University of Ottawa - UO: English</b>	
Program Code: OVA	
Expected Date of Enrollment: 2024 Fall (September)	
Expected Course: Full-Time	
Enrollment: Full-Time	
Co-op: Yes	
Year Level: First Year	

**Application Status**

- 1 My Personal Details Complete
- 2 My Background Complete
- 3 My Choices In progress
- 4 My Supporting Documents Not started

How to Complete Your Undergraduate Application to an Ontario University (OUAC)

**Note:** How you order your program choices does not affect your scholarship or admission consideration at the universities, unless a university specifically states that it does.

The universities will state their policies clearly in their own literature.

**UNDERGRADUATE**

Quick Links

- Welcome
- My Personal Details >
- My Background >
- My Choices**

**My Choices**

You can drag and drop or manually change the Choice Number to rank your choices.

+ Add Program

Choice Number	01	02
<b>University of Ottawa - UO: English</b>		
Program Code: OVA		
Expected Date of Enrollment: 2024 Fall (September)		
Expected Course: Full-Time		
Enrollment: Full-Time		
Co-op: Yes		
Subject of Major Interest: International Business (co-op optional)		
Year Level: First Year		

Choice Number	02
<b>Carleton University - B. Commerce</b>	
Program Code: CC	
Expected Date of Enrollment: 2024 Winter (January)	
Expected Course: Full-Time	
Enrollment: Full-Time	
Co-op: Yes	
Subject of Major Interest: International Business (co-op optional)	
Year Level: First Year	

Save

Previous University History

**Application Status**

- 1 My Personal Details Complete
- 2 My Background Complete
- 3 My Choices In progress
- 4 My Supporting Documents Not started
- 5 Review and Payment Not started

## Reminder

You can apply to as many universities as you wish. However, you are limited to a maximum of 3 programs at any 1 university.

Some universities may further limit the number of programs that you can apply to.

The screenshot shows the 'Add Program' section of the application. It features two columns for program selection. The left column is for the University of Ottawa - UO: English, and the right column is for Carleton University - B. Commerce. Each column includes a 'Choice Number' dropdown, program details like 'Program Code', 'Expected Date of Enrollment', 'Expected Course Enrollment', 'Co-op', and 'Year Level', and edit/delete icons. Below the columns is a 'Previous University History' section with a plus icon. At the bottom are 'Back' and 'Next' buttons. On the right side, a vertical progress bar shows five steps: 1. My Personal Details (Complete), 2. My Background (Complete), 3. My Choices (In progress), 4. My Supporting Documents (Not started), and 5. Review and Payment (Not started).

## Current Ontario high school students:

Grades and academic information sent by your high school will display in Academic Information 1-2 business days after you submit your application.

The screenshot shows the 'Academic Information' page. The left sidebar has a 'Quick Links' menu with 'My Supporting Documents' selected. The main content area is titled 'Academic Information' and includes a graduation cap icon and the text: 'You will see all academic information, including grades, sent by your high school on this page 1 - 2 business days after submitting your application.' Below this text are 'Back' and 'Next' buttons. On the right, an 'Application Status' sidebar shows the progress: 1. My Personal Details (Complete), 2. My Background (Complete), 3. My Choices (Complete), and 4. My Supporting Documents (In progress).



At this point, you have completed all the necessary information to submit your application.

Use the Quick Links to return to any of these sections, at any point, before submitting your application.

# Review

## Step 3: Pay

The OUAC accepts a variety of payment methods, including credit or debit card, online banking and international payment options.




Select a payment option and click "Pay" to complete your application.


# Pay


**Notes:**  
Once you click "Pay", you will not be able to log back in and make changes to your application until the OUAC receives your payment.


<b>Supplementary Fees</b>	<b>\$273.50</b>
1. McMaster University	\$95.00
2. Western University	\$93.50
3. University of Waterloo	\$85.00
<b>Total Fees</b>	<b>\$529.50</b>

**Choose Payment Method**

Credit or Debit/Credit Card   

Online Banking 

International Banking (Flywire) 

Third-Party Voucher Code  

**Back** **Pay** **Total Owing \$529.50**


Previous: Applicant's Declaration    Next: Enter payment details

You will receive an email to acknowledge your application was successfully submitted.

1 Review Summary    2 Applicant's Declaration    3 Payment    4 Confirmation

**Complete**

You are now logged out of your account.


 Ella Candidate, your application has been submitted.  
Your OUAC Reference Number is: **2024-010073**

Application information is forwarded to the universities each morning, Monday to Friday.  
**All fees are non-refundable.**

**What Now?**

- You can log back in to your application to review your information or make changes once we receive your payment and process your application, which may take 1-3 business days.
- Your university choices will acknowledge that they have received your application information 1 to 3 weeks after your application has been processed.
- Check your Hub for updates.

**Reminder:** if you make a program change after you have paid, there may be [additional fees](#).

You may be eligible for **GRANTS & LOANS** through OSAP. 

[Click here to set up your OSAP account and find out how much funding you may be eligible to receive.](#)

You can log back in to add or delete program choices, edit your application information and respond to offers of admission.

The dashboard features the OUAC logo and navigation icons for HUB, MESSAGES, MY FEES, and PROFILE. The main content area includes:

- Application Status Complete:** Sent to universities 2023-08-03. Includes an "Edit My Application" button.
- My Personal Details:** e.g., name, contact info, citizenship, language.
- My Background:** e.g., schools you went to, places of employment.
- My Recent Messages:** Includes messages about submitting reminders for 105 changes.
- My Choices:** A table showing program choices.
- Offers:** A section with a large number '1'.
- FAQs:** A section with questions about submitting grades and handling warnings/errors.

University	Program Code	Program Title
McMaster University	MB	McMaster University - Business I (Information Systems)

## Step 4: Confirmation

Once you complete your application, you will receive an OUAC Reference Number to use when you communicate with the OUAC or the universities.

The Confirmation page shows a progress bar with four steps: 1. Review Summary, 2. Applicant's Declaration, 3. Payment, and 4. Confirmation (highlighted). The main content includes:

- Complete:** You are now logged out of your account.
- Confirmation Message:** A green checkmark icon followed by text stating the application has been submitted and providing the OUAC Reference Number: 2024-010073.
- What Now?:** A list of instructions for the applicant, including logging back in to review information, waiting for payment, and checking the Hub for updates.
- Reminder:** A note about additional fees for program changes after payment.
- OSAP Promotion:** A green box with the OSAP logo and text: "You may be eligible for GRANTS & LOANS through OSAP. Click here to set up your OSAP account and find out how much funding you may be eligible to receive."

The footer contains navigation links: Help Links, Contact Us, Application Guide, My Responsibilities, and Privacy.

# Points to Remember



- OEN is needed (9 digit # found in myMRH at top of schedule, or a report card)
- Schools upload marks to OUAC so you do not need to attach transcripts, unless you are applying to schools outside of Ontario



# Applying to Out-of-Province Universities

Students must apply directly to Out-Of-Province Universities and follow their application deadlines

The following universities are connected to OUAC:

- Acadia
- Bishop's
- UBC
- Calgary
- Concordia
- Dalhousie
- McGill
- Saint Mary's
- Simon Fraser
- Victoria



- If you are applying to one of these universities and are also applying to Ontario universities, enter your OUAC reference # when indicated on the application. That way, the university will have access to your marks (you only get an OUAC reference # if you also apply to an Ontario University)
- If you are applying to one of these universities and not applying to Ontario universities, you must contact Mrs. Brownrigg to send your transcript to the university (after you have applied)
- For any other out-of-province university not on this list, you must contact Mrs. Brownrigg at [Kimberly.Brownrigg@ocsb.ca](mailto:Kimberly.Brownrigg@ocsb.ca) and she will send your transcript to the university (after you have applied)

# University Entrance Requirements

[Go to myblueprint.ca/ocsb \(post-secondary planner\)](http://myblueprint.ca/ocsb)

Each University will issue their own entrance requirements. Within each University, there are different entrance requirements for each program offered. It is essential to consult University Calendars, and the **University web sites** to determine specific entrance requirements.

## General Guidelines

Ontario Universities will require a combination of 6 Gr.12 University (U) or University/College (M) courses, including prerequisites. The average of these 6 courses vary by university programs.

The myblueprint site offers an excellent companion guide to Ontario Universities to help secondary school students and their parents research programs and the requirements.

[www.myblueprint.ca/ocsb](http://www.myblueprint.ca/ocsb)

# How To Videos For Applying To Ontario Universities

*click links below*

- [How to create your OUAC account](#)
- [How to complete your Undergraduate application](#)
- [How to edit your application](#)
- [How to respond to an offer of admission](#)



# Carleton University Entrance Requirements



**Architecture** – ENG4U, SPH4U, MHF4U

**Arts** – ENG 4U

**Commerce/Int. Business** – ENG4U, MHF4U(70%), MCV4U\*

**Computer Science** – MHF4U, MCV4U

**Engineering** - MHF4U, SCH4U, SPH4U, one of **MCV4U**, SBI4U, SES4U

**Global/International Studies** - ENG4U

**Health Sciences** – MHF4U, 2 of SBI4U, SCH4U, SES4U, SPH4U - **MCV4U**

**Industrial Design** – MHF4U, SPH4U, **MCV4U, AVI4M, TDJ4M**

**Journalism** – ENG4U (if Health Science-Math 4U, SBI4U or SCH4U)

**Mathematics** – MHF4U, MCV4U

**Public Affairs/Policy Management** – Any 6U/M courses

**Sciences** – MHF4U, 2 of SBI4U, SCH4U, SPH4U, SES4U – **MCV4U**

**Social Work** – Any 6 U/M courses – **ENG4U**

*These courses are needed plus a combination of the student's best Gr.12 U/M courses to total 6*

## ❖ Recommended

\* For Commerce/Int.Business, if no Calculus in HS, student can get conditional acceptance but will need to take MATH 0009 at Carleton

# uOttawa Entrance Requirements



**Arts** – ENG4U

**Business** – ENG4U, MHF4U, **MCV4U**

**Engineering** – ENG4U, MHF4U, MCV4U, SCH4U, SPH4U (For BioMed. add SBI4U)

**\*Software Engineering** - ENG4U, MHF4U, MCV4U, One of SBI4U, SCH4U, SPH4U, ICS4U

**Sciences** – ENG4U, MHF4U, **MCV4U**, 2 of SBI4U, SCH4U, SPH4U, SES4U

**Health Sciences** – ENG4U, SBI4U, SCH4U, 1 of MHF4U, MCV4U, SPH4U

▪Human Kinetics (BHK) – ENG4U, one **4U Math**, 2 of SBI4U, SCH4U, SPH4U, SPH3U

▪Human Kinetics (BSCHK) – ENG4U, MHF4U, **MCV4U**, SBI4U, one of SCH4U, SPH4U, SPH3U

▪Nursing – ENG4U, SBI4U, SCH4U, one of MCF3M, MCR3U or one Math 4U

▪Nutrition Science – ENG4U, SBI4U, SCH4U, one Math 4U

**Social Sciences** – **ENG4U**

▪Economics – ENG4U, MHF4U, MCV4U (recommended)

▪Psychology (BSC) – ENG4U, MHF4U, 2 of SBI4U, SCH4U, SPH4U, MCV4U (recommended)

***These courses are needed plus a combination of the student's best U/M courses to total 6***

❖ **Can take this course the summer before or first term of Program. Recommended to take in high school**

**\* For software engineering, a 70% minimum is needed for each pre-requisite course**



# Rounds Of Ontario University Offers

## First Round of Conditional Offers (usually starting end of November/December)

Any completed grade 12 courses (from summer school or last year), Grade 11 prerequisite marks and semester 1 midterm marks. For this round, Carleton & uOttawa will look at 5 total courses. Universities will also look at midterm marks from semester 1 if they are available when you apply.

## Second Round of Conditional Offers (usually starting end of February)

Any grade 12 completed courses  
and possibly a gr.11 prerequisite grade (ENG4U is sem.2-they may look at gr.11 English)

## Third Round of Conditional Offers (end of April)

Grade 12 marks only

## May 29, 2024

The latest date for Ontario universities to send a response of the following:

- An offer of admission
- A refusal
- A deferral until receipt of final grades or other info.

## June 3, 2024

Students have until this date to accept an offer

# Remember

Offers are not final until 6 U/M courses are completed including prerequisites for program

# First Year Entrance Scholarships - uOttawa and Carleton *Admission Average = Scholarship Average*

## Carleton

80-84.9% = \$1000

85-89.9% = \$2000

90-94.9% = \$3000

95% + = \$4000

## uOttawa

85-89.9% = \$1000

90-94.9% = \$2000

95% + = \$3000

- Entrance scholarships can be adjusted if average goes up
- Students with 90+ ave. & extra-curriculars should apply for Prestige Scholarships
- At uOttawa, students must maintain an 85+ average to keep scholarship
- At Carleton, students must maintain admission average to keep scholarship

*Students should check other University websites for scholarships available to them*



## Other Important Information

- Students do not need to accept an Ontario University offer until June 3
- Easiest way to pay application fee is by credit card
- Students should accept offers on OUAC or Ontario colleges website
- Applicants can only have one acceptance to an offer on file at a time
- At uOttawa, students can have more than one offer on file in OUAC
- At Carleton, applicants can only have one offer on file at a time. Applicants should put the program they want the most first
- If students accept one offer, they may cancel this offer and accept another one
- Portfolio program offers are usually not made until May
- If applying to out-of-province universities or colleges, email Mrs. Brownrigg at [kimberly.brownrigg@ocsb.ca](mailto:kimberly.brownrigg@ocsb.ca) so that she can send a copy of your transcript
- If applying to post-secondary institutions outside of Canada, see your counsellor
- Transcripts will automatically be uploaded to OUAC and ontariocolleges. It is the **students' responsibility to make sure marks are accurate**

# Applying To Ontario Colleges

Go to [www.ontariocolleges.ca](http://www.ontariocolleges.ca) to apply

- students need to apply before Feb.1, 2024 to have equal consideration
- click “apply now” & create a username/password
- complete required info. & activate account
- log into your account & complete your profile
- application fee is \$110.00 for five choices, max 3 per college)
- students will need their OEN number to apply (9 digit # found at the top of schedule in mystudentinfo)
- students must accept offer by May 1 or risk losing offer

There are different entrance requirements for each program offered:

- specific academic prerequisites (usually Gr. 12 College English, Math, Biology, Chemistry)
- the completion of an essay, test, or questionnaire
- the submission of a portfolio, medical form



# Applying To Ontario Colleges Cont.

Click here For Information On How To Apply To Ontario Colleges

## Important Dates

- October: Applications become available for programs starting the following fall.
- February 1: Equal Consideration Date – apply to programs on or before this date, especially highly competitive programs.
- February 1: Colleges may begin sending offers of admission.
- May 1: Deadline to confirm offers (colleges may extend offers after this date).
- Mid-June: Tuition deposit payment due.
- 
- marks will automatically be uploaded into ontariocolleges and it is the student's responsibility to make sure marks are there and accurate
- students must accept their offer at ontariocolleges.ca by **May 1st**

Click Here For Highly Competitive Programs



# College – Program Examples \* 2023-2024 Highly Competitive Programs

## One Year (Certificate)

Action Sports Parks Development  
 Baking & Pastry Arts  
 Bookkeeping/Accounting Practices  
 Business Fundamentals  
 Carpentry/Renovation Techniques  
 Culinary Skills  
\*Dental Assisting  
 Design Foundations  
 Drawing Foundations For Animation/Illustration  
 General Arts & Science  
 Human Services Foundations  
 Mechanical Techniques (Plumbing)  
 Medical Device Reprocessing  
 Music, Media, Film  
 Office Admin  
 Performing Arts  
 Personal Support Worker  
 Pre-Health Science  
 Sommelier  
 Urban Forestry  
 Vet Assistant

## 2 Years (Diploma)

\*Aircraft Maintenance  
 Architectural Technician  
 Aviation Management  
 Baking & Pastry Arts  
 Broadcasting  
 Business-Accounting  
 Business-Agriculture  
 Business-Management/Entrepreneurship  
 Business-Marketing  
\*Cardiovascular Technology  
\*Community & Justice Services  
 Computer Programming  
 Computer Systems Technician  
 Construction Engineering Technician  
 Culinary Management  
 Developmental Services Worker  
 Early Childhood Education  
 Electrical Engineering Technician  
 Electromechanical Engineering Technician  
 Fitness & Health Promotion  
 Hairstyling  
 Heritage Carpentry & Joinery  
 Horticultural Industries  
 Hospitality-Management (Hotel/Restaurant)  
 Interactive Media Design  
 Interior Decorating  
 Journalism  
 Law Clerk  
 Library & Information Technician

## 2 Years (Diploma Cont.)

Manufacturing Engineering Technician  
 Mobile Application Design/Dev  
 Occupational Therapist Assistant (Physiotherapy Assistant)  
 Office Administration  
 Outdoor Adventure  
\*Paramedic  
 Photography  
 Police Foundations  
\*Powerline Technician  
\*Practical Nursing  
 Professional Writing  
 Public Relations  
 Recreation/Leisure Services  
\*Social Service Worker  
 Tourism  
\*Veterinary Technician  
 Web Development

## 3 Years (Advanced Diploma)

Advertising/Marketing  
\*Animation  
 Applied Museum Studies  
 Architectural Technology  
\*BioTechnology  
 Business Administration  
 Child & Youth Care  
 Civil Engineering Technology

## Advanced Diploma Cont.

Computer Engineering Technology  
\*Computer Programming/Analysis  
 Computer Systems Technology  
\*Dental Hygiene  
\*Electrical Engineering Technology  
 Game Development  
 Graphic Design  
 Massage Therapy  
 Mechanical Engineering Technology  
\*Medical Radiation Technology  
\*Respiratory Therapy

## 4 Years (Univ. Degree)

Automation/Robotics Engineering  
 Building Science  
 Business Admin  
 (Trades Management)  
 Commerce  
 Culinary Arts  
 Digital Marketing  
 Early Learning/Comm. Dev.  
 Event, Sport, Entertainment  
 Hospitality/Tourism  
 Info. Technology  
 Interior Design  
 Public Safety  
 Science (Building)  
 Science (Nursing)  
 Technology

# AC-HPAT Test

(Health Program Admissions Test - 3 hours)

## Sample Questions

### Format:

- Essay - 50 minute timed essay
- Reading Comprehension - Multiple Choice
- Arithmetic - Multiple Choice
- Grade 11/12 Sciences (60 questions/Multiple Choice)

SBI3C (25 Multiple Choice), SCH4C (25 Multiple Choice), SPH4C (10 Multiple Choice)

- \$50 fee
- Must write HPAT by Feb.15th, 2024 to be considered for Fall 2024 (first-come-first-served after that)
- Students are ranked for their program based on HPAT results



### Programs Requiring HPAT Test

- Cardiovascular Technology
- Dental Assisting
- Dental Hygiene
- Medical Radiation Technology
- Occupational Therapist Assistant
- Paramedic
- Practical Nursing
- Respiratory Therapy
- Veterinary Technician

# Pre-Health Science Program (Algonquin College)



## Program Eligibility

ENG4C/U (65% or higher), MBF3C (65% or higher)

- A one year program that allows you to transfer into one of the programs below.
- Students meet the eligibility requirements for the programs below.
- Students should apply to the programs below as a first option (if requirements are met) and Pre-Health Science as a second option (as a first option if requirements below are not met)

### Certificate/Diploma Programs

- Dental Assisting
- Fitness & Health Promotion
- OT/Physiotherapist Assistant
- Paramedic
- Practical Nursing
- Pre-Service Firefighter
- Veterinary Assistant

### Advanced Diploma Programs/Degrees

- Biotechnology
- Cardiovascular Technology
- Dental Hygiene
- Massage Therapy
- Medical Radiation Technology
- Respiratory Therapy

Students may be eligible for various degree programs:

- Nursing at uOttawa
- Human Kinetics at uOttawa
- Health Sciences at uOttawa/Queen's University

# OPEN HOUSES

## University of Ottawa

Saturday, November 4th, 2023 from 8am to 5pm

- Meet with professors and current students
- Learn all about their exciting programs



## Carleton University

Saturday, November 4th, 2023 from 9:30 am to 4pm

- Explore a wide range of programs and chat with professors
- Discover the many student services available
- Tour the campus, labs and facilities
- Meet with current students



## Algonquin College

Saturday, November 4th, 2024 from 10am - 2pm

- Meet with professors and current students
- Ask questions about programs, support services and student life
- Tour the College
- Speak with representatives from the Perth, Pembroke and Online Campuses
- Apply to a program at the application station



# GAP YEAR



- Are you uncertain about next year?
- Do you want to take a Gap Year? **Discover Year** might be for you.
- Check out the website to learn how Discover Year is helping young adults thrive in their lives after high school. **Click here to find out more**





# Apprenticeships and Skilled Trades Pathway

## Next Steps After Graduation

# What are the Skilled Trades and Apprenticeships?

## What is a skilled trade?

Career path that requires hands-on work and specialty knowledge.

## Benefits of a career in the skilled trades include:

- in-demand jobs and great earning potential
- using cutting-edge technology
- being paid while you learn on-the-job
- many paths to advance
- transferable skills



When people think about the skilled trades, several immediately probably spring to mind such as; electrician, plumber, welder or carpenter, for example. But opportunities in the skilled trades are much more extensive totalling 144 different professions. From hairstylist to cook, painter to landscaper, automotive service technician to crane operator – and so many more.

Please see this [List of Trades in Ontario](#) to learn more.

# What are the Skilled Trades and Apprenticeships?

To become a skilled tradesperson you must first become an **apprentice**.

**Apprenticeship** is an agreement between an individual (apprentice) who wants to learn a trade and an employer who is an experienced worker.

- It is a way to learn job skills while you work and get paid.
- Earn while you learn! Apprenticeship combines classroom study with on-the-job experience and training that lets you earn a living while you learn a skilled trade.
- An apprenticeship program leads to professional certification as a journey person.
- Check out skilled trades by sector.

Is An Apprenticeship  
**RIGHT FOR YOU?**

# Getting Started in the Trades

## High School:

Investigate courses and programs to find an area that interests you.

Co-operative education is available to students in Gr. 11-12 and can provide valuable on the job experiences for your future apprenticeship in addition to earning credits.

Talk to your Guidance Counsellor or Co-op Teacher about the OYAP Ontario Youth Apprenticeship Program.

Also consider courses available through the Algonquin Dual Credit Program.



# Getting Started in the Trades

## After High School:



## Go Directly Into the Trades:

To become a skilled trades person you must first become an **apprentice**.

Here are some helpful links to start the process of becoming an apprentice:

[ontario.ca/page/apprenticeship-ontario](http://ontario.ca/page/apprenticeship-ontario)

[ontario.ca/page/skilled-trades](http://ontario.ca/page/skilled-trades)

[Ministry of Labour, Training and Skills Development](http://Ministry of Labour, Training and Skills Development)

[careersintrades.ca/](http://careersintrades.ca/)



# Getting Started in the Trades

After High School:



## Post Secondary Training First

Have an interest in the trades but want to gain more knowledge and experience first?

Try a college program in a skilled trade or a pre-trades program. Here is a great resource for Ontario college programs in the trades:

[ontariocolleges.ca/en/apply/skilled-trades](http://ontariocolleges.ca/en/apply/skilled-trades)

Here are some examples of skilled trades related programs at Algonquin College:

[Hospitality, Tourism and Wellness](#)

[Pre-Trades](#)

[Skilled Trades Programs](#)

[Transportation and Automotive](#)

# Once You Have Started an Apprenticeship:

## In School Training Portion

For most trades, to complete an apprenticeship, you will likely need to **complete an in-class portion** of your training. **You will not be able to register for this until you have been accepted as an apprentice** and started your training.

Below is the link to the Apprenticeship training programs offered at Algonquin College as an example: [algonquincollege.com/ro/plan-getting-accepted-into-college/apprenticeships/](http://algonquincollege.com/ro/plan-getting-accepted-into-college/apprenticeships/)

Once you have completed your apprenticeship, many trades require a provincial **Certificate of Qualification** exam.

Many trades also offer a **Red Seal** exam which allows you to work as a tradesperson across Canada.

For more information visit: [ontario.ca/page/finish-apprenticeship](http://ontario.ca/page/finish-apprenticeship)

# Financial Aid



- University Entrance Scholarships - Automatic based on marks
- See University website or FINANCE tab at: [ontariouniversitiesinfo.ca](http://ontariouniversitiesinfo.ca) for other scholarships
- Bursaries - Check out the awards & financial aid section of the College/University
- School/Board awards - applications will be available semester 2
- [scholartree.ca](http://scholartree.ca)
- [scholarshipscanada.com](http://scholarshipscanada.com)
- Ontario Student Assistance Program (OSAP) - Student Loan
- OSAP Grants - money you do not have to pay back
- OSAP Aid Estimator (find out how much \$\$ you are eligible for)

# Ontario Student Assistance Program (OSAP)



## What is OSAP?

- Federal & Provincial Funding To Offset Post-Secondary Costs
- A combination of Loans and Grants
- The Loan portion needs to be paid back after completion of program
- Grants do not need to be paid back
- It is possible to apply for OSAP and only accept the Grant portion

## How Do I Apply?

- Go to [ontario.ca/OSAP](http://ontario.ca/OSAP)
- Click on the [OSAP Aid Estimator](#) to find out how much you might be eligible for
- Click on Register button to get started
- Complete New User Registration
- Link to your OCAS or OUAC account
- Create OSAP profile
- Start OSAP application
- Processing time is 3-6 weeks once all paperwork is submitted/uploaded
- Application should be submitted at least 6 weeks prior to start of classes
- Application is usually available in April/May or sooner
- Once submitted, you need to complete the MSFAA (Master Student Financial Assistance Agreement) - agreement to pay back the loan
- Student will usually receive 60% of loan/grant semester 1 and 40% semester 2

## OSAP Continued



### What Determines How Much Students Are Eligible For?

*Allowable Educational Costs (tuition, fees, books, living expenses, travel)*

-

*Expected Financial Contribution (income, assets, scholarships, etc.)*

=

*Calculated Financial Need (OSAP Grants and Loans)*

### What Is Needed To Apply For OSAP?

- Student and Parent/Guardian Social Insurance Number
- Student and Parent/Guardian Tax Return from 2022
- School and Program Information

# Websites



[stmarkgrad.com](http://stmarkgrad.com) (information for Graduates)

[scholartree.ca](http://scholartree.ca)

[scholarshipscanada.com](http://scholarshipscanada.com)

[myblueprint.ca/ocsb](http://myblueprint.ca/ocsb)

[ontariouniversitiesinfo.ca](http://ontariouniversitiesinfo.ca)

[ouac.on.ca](http://ouac.on.ca)

[ontariocolleges.ca](http://ontariocolleges.ca)

[campustour.ca](http://campustour.ca)

OSAP



# Reminder



Students should be doing Post-Secondary research now

Ontario University Applications take place from Oct - Jan.15th  
[ouac.on.ca](http://ouac.on.ca)

Ontario College Applications Take Place from Nov-February 1st  
[ontariocolleges.ca](http://ontariocolleges.ca)

## **Counsellors:**

**Mrs. Rocha (A-F)**

**Mr. DeCoste (G-N)**

**Mrs. Wilson (O-Z)**



## Ready to Apply?

Once you've decided which programs you're interested in, it's time to start your application to Ontario's universities.

[Apply Now](#)



UNDERGRAD



LAW



MEDICINE



TEACHER ED



REHAB

To open the account screen, select "Apply Now" on the OUAC home page or "My Account" in the top menu bar.